



PEUGEOT New 308 hatchback



PRICES, EQUIPMENT AND
TECHNICAL SPECIFICATIONS

December 2013 Version 4

Model Year 2014

SPECIFICATION OVERVIEW

FELINE

ALLURE +

Exterior features

- 18" alloy wheels
- Panoramic cielo glass roof
- Tinted rear side windows

Interior features

- Half alcantara trim sports seats
- Passenger lumbar support

Comfort and convenience

- Peugeot Open & Go system (keyless entry)
- Driver Assistance Pack: Dynamic Cruise Control, Emergency Collision Alert & Emergency Collision Braking System



ALLURE

ACTIVE +

Exterior features

- 17" alloy wheels
- Front fog lights
- Full LED headlamps with fully integrated LED daytime running lights

Comfort and convenience

- Reversing camera & front parking sensors
- Electric folding door mirrors with courtesy approach lighting



ACTIVE

ACCESS +

Exterior features

- 16" alloy wheels

Comfort and convenience

- Dual zone air conditioning
- Electric handbrake
- Rear parking sensors
- Leather steering wheel & gearstick
- Automatic headlamps (with follow-me-home function) and wipers

In-car entertainment

- 9.7" multifunction colour touchscreen
- Satellite navigation
- USB input for external audio device

Interior features

- Electric driver lumbar support



ACCESS

Exterior features

- Rear lamps featuring 'claw effect' LEDs
- LED daytime running lights
- Colour coded door mirrors and door handles

Comfort and convenience

- Manual mono-zone air conditioning
- Electric 'one touch' front windows
- Remote controlled central locking
- Cruise control with speed limiter

In-car entertainment

- DAB digital radio
- USB connection
- Bluetooth

MANUFACTURER'S RECOMMENDED PRICES

December 2013 Version 4

	ENGINE	BHP	VERSION TITRE CODE	CO ₂ g/km	BASIC MRRP	VAT (£)	TOTAL MRRP	ON THE ROAD MRRP
ACCESS	1.2 VTI 82 5-speed manual	82	1PT9 A5 F CG 5 TO A0 B1	114	11,482.50	2,296.50	13,779.00	14,495.00
	1.2 e-THP 110 5-speed manual stop-start **	110	1PT9 A5 F CQ J TO A0 B1	104***	12,524.17	2,504.83	15,029.00	15,745.00
	1.6 THP 125 6-speed manual	125	1PT9 A5 F CV 6 TO A0 B1	129	12,482.50	2,496.50	14,979.00	15,695.00
	1.6 HDi 92 5-speed manual	92	1PT9 A5 F BF 5 TO BZ B1	95	13,107.50	2,621.50	15,729.00	16,445.00
	1.6 e-HDi 115 6-speed manual	115	1PT9 A5 F BM K TO BZ B1	95	13,774.17	2,754.83	16,529.00	17,245.00
ACTIVE	1.2 e-THP 110 5-speed manual stop-start **	110	1PT9 A5 L CQ J TO A0 B1	104***	13,732.50	2,746.50	16,479.00	17,195.00
	1.6 THP 125 6-speed manual	125	1PT9 A5 L CV 6 TO A0 B1	129	13,690.83	2,738.17	16,429.00	17,145.00
	1.2 e-THP 130 6-speed manual stop-start *	130	1PT9 A5 L CR K TO A0 B1	104***	14,357.50	2,871.50	17,229.00	17,945.00
	1.2 e-THP 130 6-speed automatic stop-start **	130	1PT9 A5 L CR Q TO A0 B1	109***	15,190.83	3,038.17	18,229.00	18,945.00
	1.6 HDi 92 5-speed manual	92	1PT9 A5 L BF 5 TO BZ B1	95	14,315.83	2,863.17	17,179.00	17,895.00
	1.6 e-HDi 115 6-speed manual stop-start	115	1PT9 A5 L BM K TO BZ B1	95	14,982.50	2,996.50	17,979.00	18,695.00
	1.6 BlueHDi 120 6-speed manual stop-start *	120	1PT9 A5 L KD K TO BM B1	82***	15,315.83	3,063.17	18,379.00	19,095.00
	2.0 BlueHDi 150 6-speed manual stop-start *	150	1PT9 A5 L KB K TO A0 B1	103***	16,065.83	3,213.17	19,279.00	19,995.00
ALLURE	1.2 e-THP 110 5-speed manual stop-start **	110	1PT9 A5 P CQ J TO A0 B1	109***	14,940.83	2,988.17	17,929.00	18,645.00
	1.6 THP 125 6-speed manual	125	1PT9 A5 P CV 6 TO A0 B1	134	14,795.00	2,959.00	17,754.00	18,595.00
	1.2 e-THP 130 6-speed manual stop-start *	130	1PT9 A5 P CR K TO A0 B1	109***	15,565.83	3,113.17	18,679.00	19,395.00
	1.2 e-THP 130 6-speed automatic stop-start **	130	1PT9 A5 P CR Q TO A0 B1	114***	16,399.17	3,279.83	19,679.00	20,395.00
	1.6 THP 156 6-speed manual	156	1PT9 A5 P CC 6 TO A0 B1	134	15,753.33	3,150.67	18,904.00	19,745.00
	1.6 e-HDi 115 6-speed manual stop-start	115	1PT9 A5 P BM K TO A0 B1	100	16,190.83	3,238.17	19,429.00	20,145.00
	1.6 BlueHDi 120 6-speed manual stop-start *	120	1PT9 A5 P KD K TO BM B1	85***	16,524.17	3,304.83	19,829.00	20,545.00
	2.0 BlueHDi 150 6-speed manual stop-start *	150	1PT9 A5 P KB K TO A0 B1	108***	17,274.17	3,454.83	20,729.00	21,445.00
	2.0 BlueHDi 150 6-speed automatic stop-start *	150	1PT9 A5 P KB Q TO A0 B1	110***	18,107.50	3,621.50	21,729.00	22,445.00
FELINE	1.2 e-THP 130 6-speed manual stop-start *	130	1PT9 A5 S CR K TO A0 B1	109***	16,899.17	3,379.83	20,279.00	20,995.00
	1.2 e-THP 130 6-speed automatic stop-start **	130	1PT9 A5 S CR Q TO A0 B1	114***	17,732.50	3,546.50	21,279.00	21,995.00
	1.6 THP 156 6-speed manual	156	1PT9 A5 S CC 6 TO A0 B1	134	17,086.67	3,417.33	20,504.00	21,345.00
	1.6 e-HDi 115 6-speed manual stop-start	115	1PT9 A5 S BM K TO A0 B1	100	17,524.17	3,504.83	21,029.00	21,745.00
	2.0 BlueHDi 150 6-speed manual stop-start *	150	1PT9 A5 S KB K TO A0 B1	108***	18,607.50	3,721.50	22,329.00	23,045.00
	2.0 BlueHDi 150 6-speed automatic stop-start *	150	1PT9 A5 S KB Q TO A0 B1	110***	19,440.83	3,888.17	23,329.00	24,045.00

* March production ** July production *** Provisional data TBC

OPTIONS

December 2013 Version 4

			ACCESS	ACTIVE	ALLURE	FELINE	Basic RRP £ Excluding VAT	VAT @ 20%	Total RRP £ Including VAT
PAINT	Metallic paint	MO..	○	○	○	○	437.50	87.50	525.00
	Pealescent paint	M6..	○	○	○	○	562.50	112.50	675.00
	White paint	P0..	○	○	○	○	166.67	33.33	200.00
ALLOY WHEELS	16" Quartz alloy wheels (with full size spare wheel)	ZH4A		○			83.33	16.67	100.00
	17" Rubis alloy wheels (with space saver spare wheel). Note: unavailable on Active BlueHDi 120.	ZH2R		○	●		250.00	50.00	300.00
	17" Rubis alloy wheels (with full size spare wheel). Note: unavailable on 1.6 HDi 92, 1.6 e-HDi 115 and BlueHDi 120.	ZH2S		○			333.33	66.67	400.00
	17" Rubis alloy wheels (with full size spare wheel)	ZH2S			○		83.33	16.67	100.00
	18" Saphir alloy wheels (with space saver spare wheel)	ZH2U			○	●	250.00	50.00	300.00
	18" Saphir alloy wheels (with full size spare wheel)	ZH2W			○		333.33	66.67	400.00
	18" Saphir alloy wheels (with full size spare wheel)	ZH2W				○	83.33	16.67	100.00
OPTIONS	Front fog lights	PR01	○	○	●	●	108.33	21.67	130.00
	Peugeot Open and Go system (keyless entry with start/stop button)	YD01			○	●	345.83	69.17	415.00
	Driver Assistance Pack (Dynamic Cruise Control, Emergency Collision Alert System and Emergency Collision Braking System)	RG04			○	●	375.00	75.00	450.00
	Blind spot monitoring system	AO01			○	○	166.67	33.33	200.00
	Ultrasonic alarm (Thatcham Category 1 approved)	AB08	○	●	●	●	150.00	30.00	180.00
	Panoramic cielo glass roof with interior blind	OK01		○	○	●	416.67	83.33	500.00
IN CAR ENTERTAINMENT	Peugeot Connect SOS and Assistance (non-touch screen models)	WLWP	○				200.00	40.00	240.00
	Peugeot Connect SOS and Assistance (touch screen models)	WLTL		○	○	○	200.00	40.00	240.00
	CD player (integrated within standard audio unit)	WLTB		○	○	○	66.67	13.33	80.00
	CD player (integrated within standard audio unit) and Peugeot Connect SOS and Assistance (touch screen models)	WLTM		○	○	○	266.67	53.33	320.00
INTERIOR TRIM	Black Mistral Nappa leather sports style heated seats with massage function	8DFX			○		1,250.00	250.00	1,500.00
	Black Mistral Nappa leather sports style heated seats with massage function	8DFX				○	1,000.00	200.00	1,200.00

● Standard ○ Option at extra cost * Available from March 2014 production

EQUIPMENT

● = Standard ○ = Option at extra cost
○1 = Linked option

		ACCESS	ACTIVE	ALLURE	FELINE
BODY STYLE	Five door HATCHBACK	●	●	●	●
INTERIOR FEATURES	Metax Mistral cloth trim	●	-	-	-
	Metax Mistral cloth trim with overstitch detail	-	●	-	-
	Sports style seats in Marston Mistral cloth trim with double overstitch detail	-	-	●	-
	Sports style seats in black Mistral half alcantara trim	-	-	-	●
	Mistral black Nappa leather sports style heated seats with massage function	-	-	○	○
	Height adjustment of front passenger seat	●	-	-	-
	Height adjustment of front passenger seat, seat back pockets and electric lumbar adjustment of driver seat	-	●	●	-
Height adjustment of front passenger seat, seat back pockets, electric lumbar adjustment of driver and front passenger seat	-	-	-	●	
SAFETY AND SECURITY	Driver and front passenger front and side airbags	●	●	●	●
	Curtain airbags for front and rear windows	●	●	●	●
	Anti-Lock Braking (ABS), Electronic Brake Force Distribution (EBFD), Emergency Braking Assistance (EBA)	●	●	●	●
	Electronic Stability Programme (ESP) with Hill Assist	●	●	●	●
	Three point inertia reel seat belts on all seats	●	●	●	●
	Ultrasonic alarm (Thatcham Category 1 approved)	○	●	●	●
	Locking wheel bolts	-	●	●	●
	Space saver spare wheel	●	●	●	●
	Deadlocks	●	●	●	●
	Rolling code transponder immobiliser	●	●	●	●
COMFORT AND CONVENIENCE	Mistral Nappa leather steering wheel (non-leather on Access)	-	●	●	●
	Electric power assisted steering	●	●	●	●
	Cruise control and speed limiter	●	-	-	-
	Programmable cruise control and speed limiter	-	●	●	-
	Driver Assistance Pack: Dynamic Cruise Control, Emergency Collision Alert & Emergency Collision Braking System	-	-	○	●
	Rear parking aid	-	●	-	-
	Front and rear parking aid with reversing camera	-	-	●	●
	Blind spot monitoring system	-	-	○	○
	Manual mono-zone air conditioning	●	-	-	-
	Automatic dual-zone air conditioning	-	●	●	●
	One-touch electric front windows	●	●	●	●
	Manual rear windows	●	-	-	-
	Electric rear windows	-	●	●	●
	Electric folding door mirrors with courtesy approach lighting	-	-	●	●
	Automatic electric parking brake	-	●	●	●
12V accessory power point front	●	●	●	●	
Peugeot Open and Go system (keyless entry with start/stop button)	-	-	○	●	
IN CAR ENTERTAINMENT	Peugeot Connect Sound (RD45) DAB digital radio with integrated CD player	●	-	-	-
	DAB digital radio with 9.7" multifunction colour touch screen (without CD player)	-	●	●	●
	CD player (integrated within standard audio unit)	-	○	○	○
	Satellite navigation	-	●	●	●
	Peugeot Connect SOS and Assistance	○	○	○	○
	Bluetooth telephone facility	●	●	●	●

EQUIPMENT (Continued)

● = Standard ○ = Option at extra cost
○1 = Linked option

ACCESS	ACTIVE	ALLURE	FELINE
--------	--------	--------	--------

EXTERIOR FEATURES	Body colour coded door mirrors	●	●	●	●
	Panoramic cielo glass roof with interior blind	-	○	○	●
	Tinted rear tailgate window	●	●	●	●
	Tinted rear side windows	-	-	-	●
	15" steel wheels with Ambre trims (with space saver spare)	●	-	-	-
	16" Quartz alloy wheels (with space saver spare)	-	●	-	-
	17" Rubis alloy wheels (with space saver spare)	-	○	●	-
	18" Saphir alloy wheels (with space saver spare)	-	-	○	●
EXTERIOR LIGHTING AND VISIBILITY	Front fog lights	○	○	●	●
	Halogen headlamps with bumper inegrated LED daytime running lights	●	●	-	-
	Full LED headlamps with fully integrated LED daytime running lights	-	-	●	●
	LED rear lights	●	●	●	●
	Automatic headlamps (with follow-me-home function) and wipers	-	●	●	●
	Electrochrome rear view mirror	-	●	●	●

COLOURS, TRIMS, WHEELS

Colours and Trims

● = Standard at no cost ○ = Option at extra cost

SOLID COLOUR		METALLIC COLOURS (extra cost option)								PEARLESCENT COLOUR (extra cost option)	
no cost option	extra cost option	Hurricane Grey	Bianca White	Aluminium	Rioja Red	Nera Black	Rich Oak	Twilight Blue	Cumulus Grey		Tornado Grey
		P09G	P0WP	M0ZR	M0PY	M09V	M0G6	M0KU	M0F4	M01S	M6N9

ACCESS	Metax Mistral cloth	1PFX	●	○	○	○	○	○	○	○	○
ACTIVE	Metax Mistral cloth with over stitch detail	1RFX	●	○	○	○	○	○	○	○	○
ALLURE	Sports style seats in Marston Mistral cloth with double over stitch detail	1TFX	●	○	○	○	○	○	○	○	○
	Black Mistral Nappa leather sports style heated seats with massage function	8DFX	○	○	○	○	○	○	○	○	○
FELINE	Sports style seats in black Mistral half alcantara trim	1UFX	●	○	○	○	○	○	○	○	○
	Black Mistral Nappa leather sports style heated seats with massage function	8DFX	○	○	○	○	○	○	○	○	○



Hurricane Grey



Bianca White



Aluminium



Rioja Red



Nera Black



Rich Oak



Twilight Blue



Cumulus Grey



Tornado Grey



Pearlescent White

ALLOY WHEELS

	ACCESS	ACTIVE	ALLURE	FELINE
15" steel wheels with Ambre trims	●			
16" Quartz alloy wheels		●		
17" Rubis alloy wheels		○	●	
18" Saphir alloy wheels			○	●



Ambre
15" trim



Quartz
16" alloy



Rubis
17" alloy



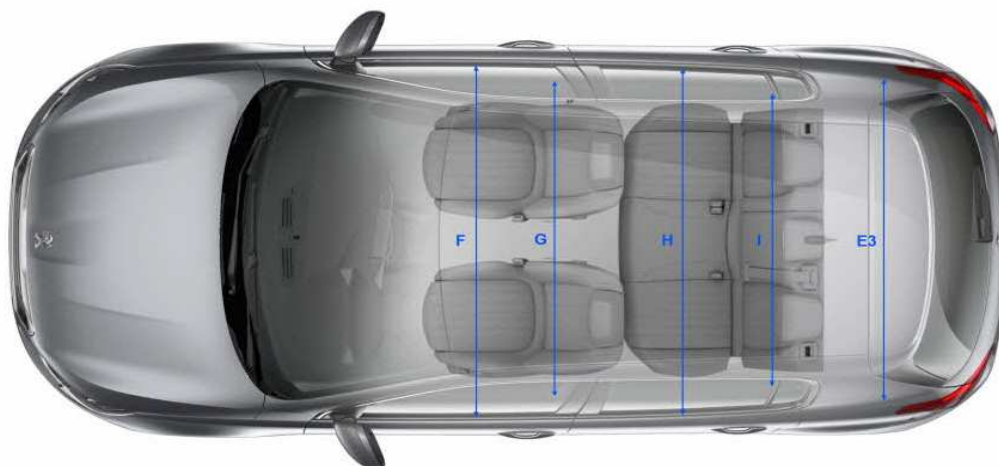
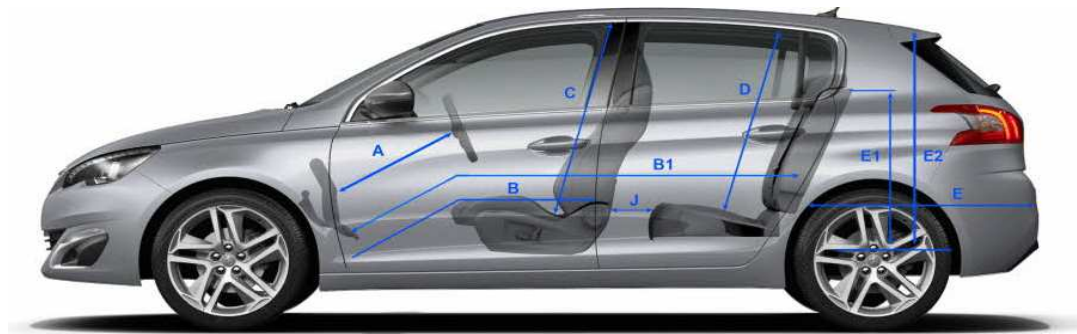
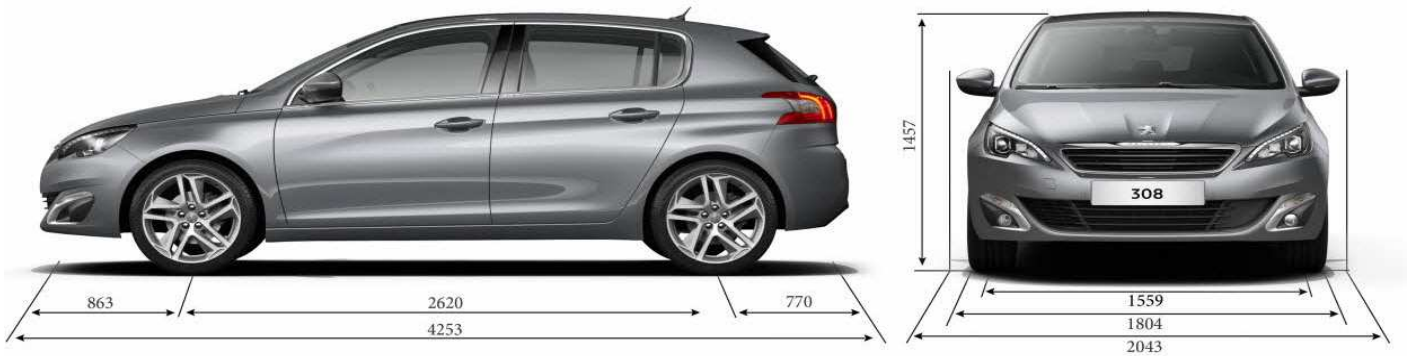
Saphir
18" alloy

TECHNICAL SPECIFICATION

		1.2 VTI 82 5-speed manual	1.2 e-THP110 5-speed manual stop-start	1.2 e-THP130 6-speed manual stop-start	1.2 e-THP130 6-speed automatic stop-start	1.6 THP125 6-speed manual	1.6 THP166 6-speed manual	1.6 HDi 92 FAP 5-speed manual	1.6 e-HDi 115 FAP 6-speed manual stop-start	1.6 BlueHDi 120 FAP 6-speed manual stop-start	2.0 BlueHDi 150 FAP 6-speed manual stop-start	2.0 BlueHDi 150 FAP 6-speed automatic stop-start	
		NB: Provisional Data						NB: Provisional Data					
DRIVETRAIN	Fuel type	Petrol	Petrol	Petrol	Petrol	Petrol	Petrol	Diesel	Diesel	Diesel	Diesel	Diesel	
	Cubic capacity (cc)	1198	1198	1198	1198	1598	1598	1560	1560	1598	1998	1998	
	Maximum power bhp (Kw)	82 (60) @ 5750	110 (81)	130 (96)	130 (96)	125 (92) @ 6000	156 (115) @ 6000	92 (68) @ 4000	115 (85) @ 3600	120 (88)	150 (110)	150 (110)	
	Maximum torque lb/ft (Nm)	88 (118) @ 2750	154 (205)	172 (230)	172 (230)	150 (200) @ 1400	180 (240) @ 1400	173 (230) @ 1750	203 (270) @ 1750	225 (300)	277 (370)	277 (370)	
	5 speed manual	●	●					●					
	6 speed manual			●		●	●		●	●	●		
6 speed automatic				●							●		
BRAKES	Front and rear discs	●	●	●	●	●	●	●	●	●	●	●	
SUSPENSIONS AND TYRES	Front suspension	Pseudo MacPherson											
	Rear suspension	De-formable Crossmember											
	Size - 15" wheels	195/65R15H											
	Size - 16" wheels	205/55R16V											
	Size - 17" wheels	225/45R17V											
	Size - 18" wheels	225/40R18W											
Spare wheel (space saver)	●	●	●	●	●	●	●	●	●	●	●	●	
FUEL TANK	Capacity (litres)	55											
FUEL CONSUMPTION, EMISSIONS and PERFORMANCE (driver only)	ACCESS/ACTIVE 15/16" wheels	Maximum speed (mph)	107	120	120	120	126		113	121	120	120	
		Acceleration 0-62 mph (sec)	13.3	11	10	10	10.4		11.3	10.2	10	10	
		Urban drive cycle MPG (litres/100km)	44.8 (6.3)	51.3 (5.6)	48.6 (5.9)	43.5 (6.5)	36.7 (7.7)		65.7 (4.3)	67.3 (4.2)	83.1 (3.4)	65.7 (4.3)	
		Extra Urban drive cycle MPG (litres/100km)	67.2 (4.2)	76 (3.7)	73 (3.9)	65.6 (4.3)	64.2 (4.4)		85.6 (3.3)	85.6 (3.3)	102.3 (2.7)	81.3 (3.4)	
		Combined drive cycle MPG (litres/100km)	56.5 (5)	64.2 (4.4)	61.4 (4.6)	55.4 (5.1)	50.4 (5.6)		78.5 (3.6)	76.3 (3.7)	91.1 (3.1)	72.4 (3.9)	
		Regulated Emission Standard	Euro 5	Euro 6	Euro 6	Euro 6	Euro 5		Euro 5	Euro 5	Euro 6	Euro 6	
		Carbon Dioxide (CO2) emissions (g/km)	114	104	107	117	129		95	95	82	103	
	ALLURE/FELINE 17/18" wheels	Maximum speed (mph)		115	115	115	123	132		118	115	115	115
		Acceleration 0-62 mph (sec)		12	11	11	10.7	8.4		11.9	12	11	11
		Urban drive cycle MPG (litres/100km)		47.1 (6)	44.8 (6.3)	43.5 (6.5)	35.7 (7.9)	35.7 (7.9)		64.2 (4.4)	78.5 (3.6)	61.4 (4.6)	61.4 (4.6)
		Extra Urban drive cycle MPG (litres/100km)		70.6 (4)	67.2 (4.2)	65.7 (4.3)	61.4 (4.6)	61.4 (4.6)		80.7 (3.5)	97.4 (2.9)	76.3 (3.7)	76.3 (3.7)
		Combined drive cycle MPG (litres/100km)		58.8 (4.8)	56.5 (5)	55.4 (5.1)	48.7 (5.8)	48.7 (5.8)		74.3 (3.8)	88.3 (3.2)	68.9 (4.1)	67.2 (4.2)
		Regulated Emission Standard		Euro 6	Euro 6	Euro 6	Euro 5	Euro 5		Euro 5	Euro 6	Euro 6	Euro 6
		Carbon Dioxide (CO2) emissions (g/km)		109	112	123	134	134		100	87	108	111
VEHICLE WEIGHT INFORMATION (KG)	Gross vehicle weight	1670				1770	1770	1740	1780				
	Kerb weight	1280				1375	1375	1340	1395				
	Gross train weight	2420				3170	3170	3040	3180				
	Maximum braked trailer weight	750				1400	1400	1300	1400				
	Maximum tow ball weight	75				75	75	75	75				
	Turning circle (m)							5.20					
INSURANCE GROUPS	ACCESS	9E	TBC			16A		15A	18A				
	ACTIVE		TBC	TBC	TBC	16E		15E	18E	TBC	TBC		
	ALLURE		TBC	TBC	TBC	16E	20E		18E	TBC	TBC	TBC	
	FELINE			TBC	TBC		20E		19E		TBC	TBC	

TECHNICAL SPECIFICATION (Continued)

External/Internal Dimensions (mm)



(mm)

A	673
B	866
B1	1688
C	895
D	874
E	807
E1	552
E2	774
E3	1099
F	1440
G	1395
H	1412
I	1365
J	95

TECHNICAL SPECIFICATION (Continued)

Boot Dimensions (litres/dm³)



FURTHER INFORMATION

MANUFACTURERS RECOMMENDED RETAIL PRICE ON THE ROAD

The On the Road MRRP featured includes the following:

Tax band	CO2 (g/km)	First Year VED	Annual Tax	First Reg fee	Delivery Charge	VAT @ 20% on Delivery	Total OTR Costs
A	Up to 100	£0.00	£0.00	£55.00	£550.83	£110.17	£716.00
B	101-110	£0.00	£20.00	£55.00	£550.83	£110.17	£716.00
C	111-120	£0.00	£30.00	£55.00	£550.83	£110.17	£716.00
D	121-130	£0.00	£100.00	£55.00	£550.83	£110.17	£716.00
E	131-140	£125.00	£125.00	£55.00	£550.83	£110.17	£841.00
F	141-150	£140.00	£140.00	£55.00	£550.83	£110.17	£856.00
G	151-165	£175.00	£175.00	£55.00	£550.83	£110.17	£891.00
H	166-175	£285.00	£200.00	£55.00	£550.83	£110.17	£1,001.00
I	176-185	£335.00	£220.00	£55.00	£550.83	£110.17	£1,051.00
J	186-200	£475.00	£260.00	£55.00	£550.83	£110.17	£1,191.00
K	201-225	£620.00	£280.00	£55.00	£550.83	£110.17	£1,336.00
L	226-255	£840.00	£475.00	£55.00	£550.83	£110.17	£1,556.00
M	Over 255	£1,065.00	£490.00	£55.00	£550.83	£110.17	£1,781.00

VAT is calculated at 20%

VAT is not applicable to cars sold in the Channel Islands

PEUGEOT 3 YEARS OF WARRANTY

All vehicles first registered in the UK and purchased from a UK Peugeot Dealer benefit from a Peugeot 2 year unlimited mileage manufacturer's warranty and a free optional additional 1 year of warranty provided by the Peugeot Dealer Network in the UK.

PEUGEOT ASSISTANCE

All new Peugeots come with Peugeot Assistance, our breakdown assistance service.

Provided by the AA, Peugeot Assistance is available every minute of the day and night; 365 days of the year, for you and anyone else driving your Peugeot with your permission.

Full details are available at www.peugeot.co.uk

TERMS AND CONDITIONS

Every endeavour has been made to ensure that the information, details and descriptions set out in this literature.

It is our policy to continually improve our vehicles in every way. We reserve the right to modify our vehicles price, specification (including colour), equipment, accessories and characteristics or to discontinue any model, without notice, at any time.

To avoid any misunderstandings you are advised to check with your Peugeot Dealer the specification (including colour), equipment accessories and equipment relating to any Peugeot vehicle and the exact

Where a feature is described as an option in this publication it should be assumed that it is at extra cost unless specifically stated otherwise.

Issued by Sales and Marketing, Peugeot Motor Company PLC, Pinley House, Sunbeam Way, Coventry CV3 1ND.

For further information call Peugeot on 0845 200 1234 or visit our website at www.peugeot.co.uk



PEUGEOT