



NEW MAZDA6

zoom-zoom

We explore cities and winding country roads.

Corners hugged and throttles revved.

Windows down, radio loud, no particular place to go.

Always forward, defying the wind.

I am the embodiment of Jinba Ittai.

You, the heart behind the wheel.

We were always meant to connect,

like a horse and rider,

car and driver as one.

Together, we are stronger.

We have a bond that words alone cannot describe.

We never drive alone.

We drive together.





Model shown is Mazda6 Tourer 194ps GT Sport Nav+ Auto with optional Machine Grey Metallic paint, available at additional cost



AWAKEN THE DRIVER IN YOU

When you drive a Mazda, you never drive alone. The feeling of togetherness, which we call Jinba Ittai, runs deep in the new Mazda6. Designed with a human-centric approach, superior craftsmanship and innovative SKYACTIV Technology that improves responsiveness, heightens driving pleasure and builds an enduring relationship between car and driver. It's the Mazda Way.



Download
DRIVE TOGETHER APP



Scan Pages
CONTAINING THE MOBILE ICON



Explore
DIGITAL CONTENT

Enjoy Mazda's new DriveTogether App and get extra information on how our latest features can make your driving experience more enjoyable. All you have to do is download our Drive Together app on the AppStore or Google play. Look out for the mobile phone icon inside this brochure and scan it using the Drive Together app.



Model shown is Mazda6 Saloon 184ps GT Sport Nav+ Diesel with optional Soul Red Crystal Metallic paint, available at additional cost



DABRIA 332



D E S I G N

GRAB THE WHEEL

The new Mazda6 is designed with our signature KODO: Soul of Motion design. Created by Mazda master craftsmen and designers, who carve designs out of clay, to sculpt and breathe life into each line and curve. The side profile features a powerful front-to-rear flow design, whilst the front of the car features a deeply sculpted look which provides a low centre of gravity and wide stance. Its powerful looks are enhanced by the headlamp design which presents the car with its fixed forward gaze.

Its impressive presence is endorsed by the craft of TAKUMI-NURI, Mazda's high-quality painting technology, which makes the KODO design come alive, reflecting light and shadows off of every line. TAKUMI-NURI balances the depth and glossiness of the paint to give the impression of a hand-painted concept car. That is what makes the signature Soul Red Crystal and Machine Grey premium colours come to life.





Model shown is Mazda6 Tourer 194ps GT Sport Nav+ Auto with optional Machine Grey Metallic paint, available at additional cost



Model shown is Mazda6 Saloon 165ps Sport Nav+ with optional Soul Red Crystal Metallic paint, available at additional cost

A TRUE DRIVING EXPERIENCE

The new Mazda6's eye-catching appearance invites you to discover the interior, which is perfectly built around the driver for the upmost driving pleasure. From the feel of the soft leather stitched steering wheel, the cool-to-the-touch Satin Chrome trim, to the use of real Japanese Sen Wood which can be found in the GT Sport Nav+. The interior of the new Mazda6 welcomes both driver and passengers with superior levels of craftsmanship, elegance and refined comfort. Even the visual details are conceived with a focus on design and function, from the instrument cluster dials, to the windscreen-projected Active Driving Display. The interior is designed to provide a feeling of spaciousness and serenity helping the driver and their passengers to feel relaxed.



POWERFUL LED HEADLAMPS



19" BRIGHT ALLOY WHEELS



REFINED LED TAIL LAMPS



MODEL SHOWN IS MAZDA6 SALOON 194PS GT SPORT NAV+ AUTO WITH NAPPA LEATHER




DUAL-ZONE CLIMATE CONTROL AIR-CONDITIONING



MAZDA RADAR CRUISE CONTROL



PREMIUM BOSE® SURROUND-SOUND SYSTEM



8" COLOUR TOUCH-SCREEN

T E C H N O L O G Y





B E I N C H A R G E

Connectivity is key in the new Mazda6 and via a compatible mobile device, you can access thousands of internet radio stations from around the world, safely check and reply to text messages, and even keep up-to-date with Facebook® and Twitter®*. Enjoy listening to your favourite radio stations via DAB radio or stream your choice of music via Bluetooth® connection*. All safely controlled using the 8" colour touch-screen display and the intuitive Multimedia Commander.

* With compatible mobile device. Data usage and costs will vary.
For further information please refer to the infotainment specification table.





MULTIMEDIA COMMANDER

Located on the centre console, the Multimedia Commander allows you to operate infotainment, connectivity and navigation with minimal effort. It includes a separate volume dial for easy adjustment, ensuring you can concentrate on enjoying the drive.



LEATHER GEAR SHIFT

The premium feel of crafted leather in the palm of your hands creates yet another memorable connection between you and your new Mazda6.



DRIVER-CENTRIC CABIN

With a simple and clean design that highlights the length and breadth of the cabin. All important information is clearly displayed in direct view of the driver and controls are placed to fall easily to hand.



POWER SEAT ADJUSTMENT

With 8-way adjustment including lumbar support, the driving position can be easily configured to provide the best support to the drivers back and pelvis, ensuring every drive is smooth and comfortable.

S K Y A C T I V T E C H N O L O G Y

SKYACTIV Technology is all about making driving more fun, embracing all elements - engines, transmissions, chassis and body - it's an approach that completely reimagines the car from the ground up. Fitted as standard is Mazda's i-ELOOP* (regenerative braking system), which uses a capacitor to store electricity recovered during deceleration. This energy is dedicated to power the car's electrical equipment, resulting in improved engine performance and fuel economy. Also fitted as standard is Mazda's i-stop, which saves fuel by switching off the engine when the car stops, for example when idling in traffic. It uses direct fuel injection techniques and optimal piston positioning to allow you to re-start your car almost instantly. Both of these features coupled with SKYACTIV Technology, enables the new Mazda6 to deliver a unique mix of driving pleasure, balanced with outstanding environmental and safety performance.




Model shown is Mazda6 Saloon 184ps GT Sport Nav+ Diesel with optional Soul Red Crystal Metallic paint, available at additional cost.

*Excludes 2.0 SKYACTIV-G 145ps petrol models



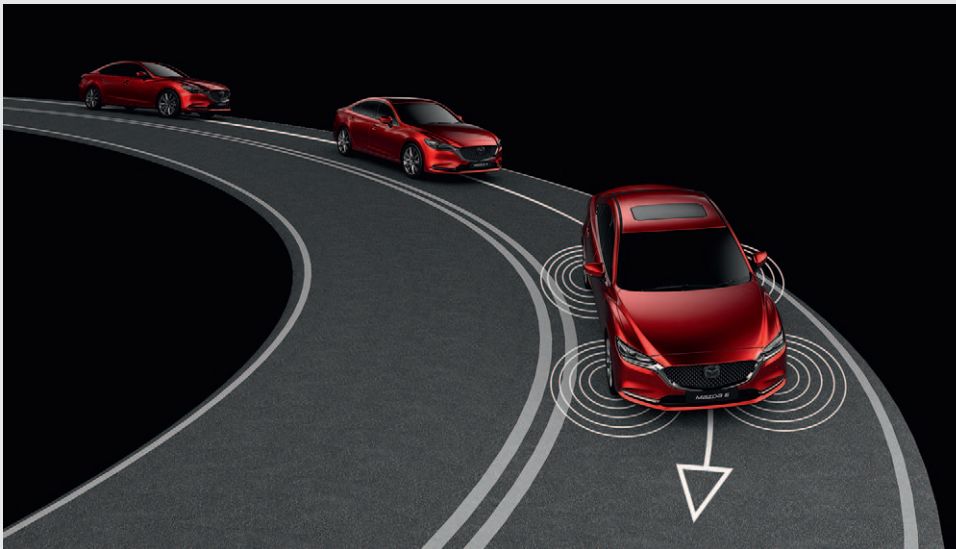
SKYACTIV ENGINES

Choose the acclaimed SKYACTIV-G petrol engine available in 2.0 145ps and 165ps power outputs, or 2.5 194ps which all offer a responsive and refined drive. Or for greater torque and fuel economy, choose the equally impressive 2.2 SKYACTIV-D clean diesel engine, available with either 150ps or 184ps power outputs.



MORE POWER TO YOUR WHEELS

Supporting driving pleasure, the six-speed SKYACTIV-Drive automatic transmission responds instantly providing a smooth drive, whilst the six-speed SKYACTIV-MT manual transmission offers a crisp and responsive shift reminiscent of the legendary Mazda MX-5.



G-VECTORING CONTROL

Integrating control of the engine, transmission, chassis and body. G-Vectoring Control provides the optimum load on each tyre during cornering, meaning the car moves exactly as the driver expects, reducing the need for steering corrections.



PRECISE AND COMFORTABLE HANDLING

The lightweight SKYACTIV-CHASSIS offers the perfect balance of agility and stability with exceptional handling and ride comfort. Coupled with steering which responds predictably to driver input, it delivers that 'fun to drive' element that has come to be expected from every Mazda we build.



Model shown is Mazda6 Tourer 150ps Sport Nav+ Diesel with optional Machine Grey Metallic paint, available at additional cost

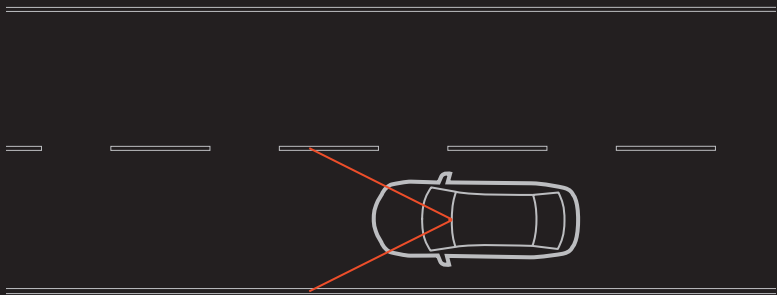


IT'S ALL ABOUT THE DRIVER

The new Mazda6 contains an array of intelligent safety technologies that are designed to help you connect with your car and enjoy the drive. This is thanks to the I-ACTIVSENSE technologies. An outstanding collection of safety features that use sensors and cameras to monitor your surroundings to provide protection and convenience.

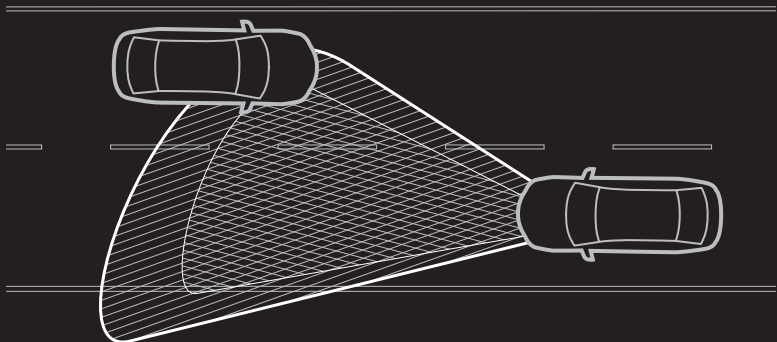
A D V A N C E D S A F E T Y T E C H N O L O G Y

Engineered from the ground up, the new Mazda6 provides comprehensive all-round protection for you and your passengers. An array of active safety systems work together to warn you of impending dangers, meaning less chance of a collision. Whilst the front, side and curtain airbags combined with a rigid SKYACTIV-BODY, provide outstanding crash protection ensuring that you and your passengers remain safe.



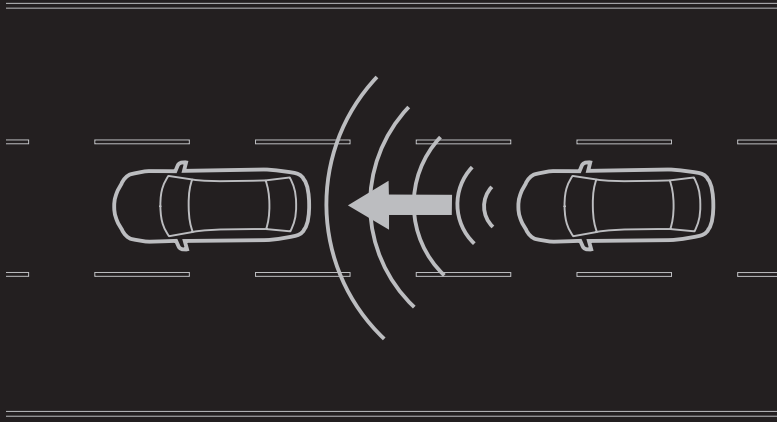
LANE KEEP ASSIST SYSTEM

Mazda's Lane-keep Assist System is designed to prevent your vehicle from inadvertently straying from its lane. A front-view camera monitors the road ahead and calculates the car's position relative to the lane markings. If the system detects the vehicle is moving out of its lane unintentionally, the steering wheel will vibrate and an audible alert will sound, then the system will also take corrective action to help you stay within your lane through assisted steering.



LED HEADLIGHTS WITH HIGH BEAM CONTROL

Our High Beam Control technology automatically switches your headlights from high beam to low beam when vehicles are approaching or when you're driving in a well-lit area. It does this using sensors built into the headlights, making your car safer and easier to drive.

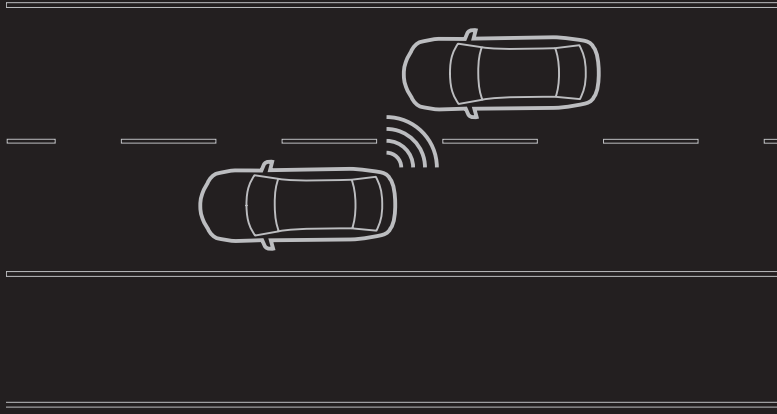


MAZDA RADAR CRUISE CONTROL (MRCC)

MRCC is an adaptive cruise control system. To activate, the driver sets a maximum speed (just as with cruise control) and size of gap to maintain. The radar then watches for traffic ahead, and once the system senses a vehicle in front, the car will slow down and speed up automatically maintaining the drivers pre-set distance.

STOP & GO

Automatic models also have the additional feature of 'Stop & Go', meaning the vehicle will automatically accelerate and brake in stop/start traffic with minimal input from the driver.

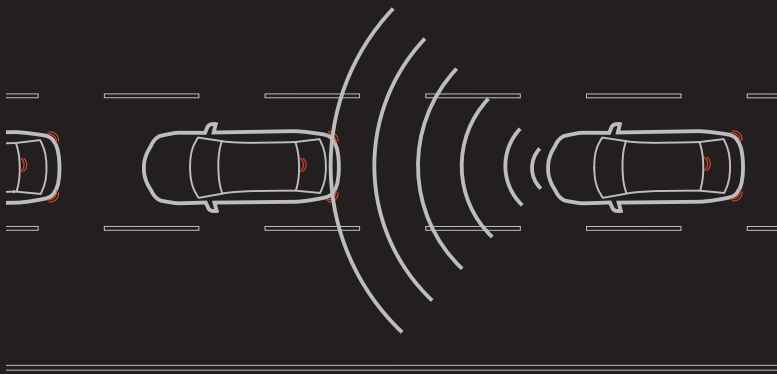


BLIND SPOT MONITORING

Warns you of a vehicle entering a detection zone situated up to 50 meters behind, by activating a door-mirror mounted warning light on the relevant side of the vehicle. If you then indicate prior to turning in that direction, the warning light flashes and an audible alert sounds. Working at speeds as low as 20mph, this system can prevent drivers from moving into the path of a following vehicle.

REAR CROSS TRAFFIC ALERT

Designed for when the vehicle is reversing, an alarm alerts you of any vehicles or obstacles approaching from either side of the rear of the car, and silences once the area is clear.



ADVANCED SMART CITY BRAKE SUPPORT

Designed to help avoid or minimise the effects of collisions at speeds up to approximately 50mph. The forward-facing camera and laser-based system continually monitors the gap and closing speed of the vehicle in front, and applies the brake if a collision is likely. The pedestrian Autonomous Emergency Braking (AEB) system monitors the surroundings and aids the driver if the system detects a potential collision involving pedestrians, making city driving safer. Also fitted is Mazda's Active Bonnet which causes the rear end of the bonnet to pop up creating a shock-absorbing space between the bonnet and the engine if a pedestrian is involved in a collision at the front of the car.





A dark, almost black background with a bright, diagonal light streak on the left side, creating a sense of depth and movement. The light streak is composed of several parallel lines that fade into the darkness.

C H O I C E S

SE-L NAV+ / SE-L LUX NAV+

SE-L NAV+ STANDARD FEATURES:

- 17" Gunmetal alloy wheels
- LED headlights with auto headlight levelling
- Dusk-sensing lights
- Rain-sensing front wipers
- Heated, auto power-folding door mirrors
- Front and rear parking sensors
- Privacy glass
- Premium black cloth seat trim
- 60:40 rear seat fold down
- Electronic Parking Brake with auto-hold
- Auto-dimming rear-view mirror
- Windscreen-projected Active Driving Display with Traffic Sign Recognition
- Dual zone climate control air-conditioning
- Engine start / stop button
- Front and rear electric windows
- Integrated navigation system with 3-years free European map updates
- Steering wheel-mounted audio controls
- Internet app integration for internet radio, Facebook and Twitter*
- AM / FM / DAB radio, single CD / MP3 with 6 speakers
- 8" Colour touch-screen with Multimedia Commander
- USB Connectivity, Bluetooth® and AUX input

- Mazda Radar Cruise Control (MRCC) (Automatic features Stop & Go function)
- Adjustable speed limiter with Intelligent Speed Assist
- High Beam Control
- Blind Spot Monitoring with Rear Cross Traffic Alert
- Advanced Smart City Brake Support
- Lane-keep Assist System
- Roof rails (Tourer only)
- Karakuri tonneau cover (Tourer only)

SE-L LUX NAV+ FEATURES IN ADDITION TO SE-L NAV+:

- Black Leather seat trim
- Heated front seats (3-stage settings)
- Heated steering wheel
- Driver's and front passenger's seat power slide, recline and height adjustment
- Power driver lumbar adjustment
- Driver memory seat
- Reversing camera



*With compatible mobile device. Data usage and costs will vary. For further information please refer to the infotainment specification table.



HUMAN-CENTRIC VEHICLE DESIGN

With a clean design that highlights the length and breadth of the cabin, the new Mazda6 surrounds you with beautiful materials and advanced technology. The seats are designed to provide the driver and their occupants with the ideal posture, whilst at the same time, feeling soft enough providing superior ride comfort.



MAZDA RADAR CRUISE CONTROL

Cruise in comfort with Mazda Radar Cruise Control, which uses a millimetre wave radar to monitor the gap and closing speed of the vehicle in front, automatically accelerating or braking to maintain your pre-set distance.



WINDSCREEN-PROJECTED ACTIVE DRIVING DISPLAY

The colour Active Driving Display projects essential driver information including speed, turn-by-turn navigation and traffic signs onto the windscreen closer to the drivers field of vision, meaning you can safely focus on the road ahead.

SPORT NAV+

SPORT NAV+ FEATURES IN ADDITION TO SE-L LUX NAV+:

- 19" Bright alloy wheels
- Signature LED daytime running lights
- Adaptive Front Lighting System
- Signature LED rear combination lights with LED rear turn lights
- Smart keyless entry
- Front wiper de-icer
- Premium Bose® Centerpoint® surround-sound system featuring AudioPilot® 2 noise compensation technology

OPTIONS:

- Stone leather seat trim
- Safety Pack (contents incl: 360° View Monitor, Adaptive LED headlights, Rear Smart City Brake Support, Driver Attention Alert)





COMFORT AND CONVENIENCE

New Mazda6 Sport Nav+ models feature Smart keyless entry, allowing you to open the door whilst your key is still in your pocket or bag. Open the door and find your perfect driving position using the electrically powered front seats trimmed in leather. The front seats and steering wheel can be heated at the push of a button on those chillier days, whilst the front windscreen features a wiper de-icer on those even frostier ones.



LED DAYTIME RUNNING LIGHTS

Be seen with Mazda's Signature LED daytime running lights, designed to ensure you get noticed for all the right reasons, providing the car with a powerful presence on the road.



PREMIUM BOSE® SOUND SYSTEM

The sensational BOSE® Centerpoint® surround-sound system was specifically designed for the new Mazda6, with 11 precisely positioned speakers that create clear, harmonic sounds to keep you entertained on the drive.

GT SPORT NAV+

GT SPORT NAV+ FEATURES IN ADDITION TO SPORT NAV+:

- Gunmetal front grille
- Power tilt and slide sunroof
- Nappa Leather
- Front seat ventilation
- Heated rear seats (outer seats)
- Ultrasuede NU® and real Japanese Sen Wood interior detailing
- Frameless auto-dimming rear-view mirror
- LED white illumination interior lighting
- Black roof lining
- Colour 7-inch TFT display (provides speed, traffic sign and Mazda Radar Cruise Control information)
- 360° View Monitor (Front, rear and side cameras)
- Adaptive LED Headlights
- Rear Smart City Brake Support
- Driver Attention Alert

OPTIONS

- Light Stone Nappa seat trim





LUXURY AS STANDARD

Open the door of the GT Sport Nav+ and take a seat in the luxuriously trimmed soft Nappa leather seats. Every detail, line and curve of the interior has been designed by Japanese Master Craftsmen to stimulate the senses. The look of the real Japanese Sen Wood that adorns the dashboard and doors, complimented by the touch of Ultrasuede® NU, down to the feel of the uniquely stitched leather bound steering wheel in your hands.



360° VIEW MONITOR

Using cameras positioned on the front, sides and rear of the vehicle, this system shows you the area around the car on the 8" colour touch screen display. Helping you to view potential hazards that are out of sight.



VENTILATED FRONT SEATS

The perfect compliment to the dual-zone climate control air-conditioning on a hot summers day, the GT Sport Nav+ features 3-stage front seat ventilation which operates by drawing the hot air from your body through ports in the front seats, providing even and comfortable cooling.

TRIMS & WHEELS



PREMIUM BLACK CLOTH




BLACK LEATHER



STONE LEATHER



NAPPA LEATHER



LIGHT STONE NAPPA LEATHER



17" GUNMETAL
ALLOY WHEEL



19" BRIGHT
ALLOY WHEEL


COLOURS




ARCTIC WHITE SOLID



SNOWFLAKE WHITE PEARLESCENT




SONIC SILVER METALLIC



BLUE REFLEX MICA



DEEP CRYSTAL BLUE MICA



JET BLACK MICA



MACHINE GREY METALLIC



SOUL RED CRYSTAL METALLIC

Model	Exterior Colours							
	Arctic White Solid (A4D)	Snowflake White Pearlescent (25D)	Sonic Silver Metallic (45P)	Blue Reflex Mica (42B)	Deep Crystal Blue Mica (42M)	Jet Black Mica (41W)	Machine Grey Metallic (46G)	Soul Red Crystal Metallic (46V)
SE-L Nav+	●	○	○	○	○	○	○	○
SE-L LUX Nav+	●	○	○	○	○	○	○	○
Sport Nav+	●	○	○	○	○	○	○	○
GT Sport Nav+	●	○	○	○	○	○	○	○

● = Available, ○ = Available at additional cost.

A C C E S S O R I E S




REAR ROOF SPOILER FOR TOURER



REAR BOOT LIP SPOILER FOR SALOON




ALLOY PEDAL SET



LED DOOR ILLUMINATION



ILLUMINATED SCUFF PLATES



BICYCLE ATTACHMENT

A C C E S S O R I E S



ROOF RACK (SALOON)



MUD FLAPS FRONT



THULE ROOF BOX



CARGO ORGANISER BOX



ROOF RACK



MUD FLAPS REAR



REAR BUMPER PROTECTION FOIL

SPECIFICATIONS

Model Availability		2.0 SKYACTIV-G Petrol 145ps Manual	2.0 SKYACTIV-G Petrol 145ps Automatic	2.0 SKYACTIV-G Petrol 165ps Manual	2.5 SKYACTIV-G Petrol 194ps Automatic	2.2 SKYACTIV-D Diesel 150ps Manual	2.2 SKYACTIV-D Diesel 150ps Automatic	2.2 SKYACTIV-D Diesel 184ps Manual	2.2 SKYACTIV-D Diesel 184ps Automatic
Saloon:	SE-L Nav+	●	●	–	–	●	●	–	–
	SE-L LUX Nav+	●	–	–	–	●	–	–	–
	Sport Nav+	–	–	●	–	●	–	●	●
	GT Sport Nav+	–	–	–	●	–	–	●	●
Tourer:	SE-L Nav+	●	–	–	–	●	●	–	–
	SE-L LUX Nav+	●	–	–	–	●	–	–	–
	Sport Nav+	–	–	●	–	●	–	●	●
	GT Sport Nav+	–	–	–	●	–	–	●	●

● = Available.

Engine type

Displacement (cc)	1,998	1,998	1,998	2,488	2,191	2,191	2,191	2,191
Bore x stroke (mm)	83.5 x 91.2	83.5 x 91.2	83.5 x 91.2	89.0 x 100.0	86.0 x 94.3	86.0 x 94.3	86.0 x 94.3	86.0 x 94.3
Valves per cylinder	4	4	4	4	4	4	4	4
Maximum output [ps (KW) / rpm]	145 (107) / 6,000	145 (107) / 6,000	165 (121) / 6,000	194 (143) / 6,000	150 (110) / 4,500	150 (110) / 4,500	184 (135) / 4,000	184 (135) / 4,000
Maximum torque (Nm / rpm)	213 / 4,000	213 / 4,000	213 / 4,000	258 / 4,000	380 / 1,800-2,600	380 / 1,800-2,600	445 / 2,000	445 / 2,000
Compression ratio	13.0:1	13.0:1	13.0:1	13.0:1	14.4:1	14.4:1	14.4:1	14.4:1
i-stop system	●	●	●	●	●	●	●	●
i-ELOOP system:	Brake regeneration system	–	–	●	●	●	●	●

Steering

Steering gear	Electronic Power Assist System (EPAS) rack and pinion								
Minimum turning circle:	wall-to-wall (m) ¹⁾	12.0 (11.8)	12.0	12.0 (11.8)	12.0 (11.8)	12.0 (11.8)	12.0 (11.8)	12.0 (11.8)	12.0 (11.8)

Performance and Economy

EC emission level	EC Stage 6d-TEMP	EC Stage 6d-TEMP	EC Stage 6d-TEMP	EC Stage 6d-TEMP	EC Stage 6d-TEMP	EC Stage 6d-TEMP	EC Stage 6d-TEMP	EC Stage 6d-TEMP
Recommended fuel	Unleaded 95 RON	Unleaded 95 RON	Unleaded 95 RON	Unleaded 95 RON	Diesel	Diesel	Diesel	Diesel
Fuel tank capacity (litres)	62.2	62.2	62.2	62.2	62.2	62.2	62.2	62.2

Saloon:

Acceleration (0-62mph in sec)	9.9	10.9	9.4	8.1	10.0	10.6	8.5	9.0
Top speed (mph)	129	128	134	138	131	127	141	137

NEDC Converted Values:

Fuel consumption ²⁾ [mpg(l/100 km)]:	Urban	36.7 (7.7)	38.7 (7.3)	34.9 (8.1)	32.1 (8.8)	55.4 (5.1)	47.9 (5.9)	51.4 (5.5)	47.9 (5.9)
	Extra Urban	53.3 (5.3)	52.3 (5.4)	52.3 (5.4)	52.3 (5.4)	70.6 (4.0)	62.8 (4.5)	68.9 (4.1)	62.8 (4.5)
	Combined	45.6 (6.2)	45.6 (6.2)	44.1 (6.4)	42.2 (6.7)	64.2 (4.4)	55.4 (5.1)	60.1 (4.7)	55.4 (5.1)
CO ₂ emissions ²⁾ (g/km)	142	141	146	153	117	133	124	133	

Tourer

Acceleration (0-62mph in sec)	10.0	–	9.4	8.1	10.2	10.8	8.6	9.2
Top speed (mph)	128	–	133	139	130	126	140	136

NEDC Converted Values:

Fuel consumption ²⁾ [mpg(l/100 km)]:	Urban	36.7 (7.7)	–	34.9 (8.1)	31.7 (8.9)	54.3 (5.2)	48.7 (5.8)	51.4 (5.5)	48.7 (5.8)
	Extra Urban	52.3 (5.4)	–	50.4 (5.6)	50.4 (5.6)	68.9 (4.1)	61.4 (4.6)	65.7 (4.3)	61.4 (4.6)
	Combined	44.8 (6.3)	–	43.5 (6.5)	41.5 (6.8)	62.8 (4.5)	55.4 (5.1)	58.6 (4.8)	55.4 (5.1)
CO ₂ emissions ²⁾ (g/km)	144	–	148	156	119	134	126	134	

¹⁾ Figures in brackets are for Tourer models.

²⁾ Vehicles are homologated in accordance with the new type approval procedure WLTP (Regulation (EU) 2017/1151; Regulation (EC) 715/2007). To provide comparability the referred values are NEDC values determined in line with Implementation Regulation (EU) 2017/1153.

Dimensions and Weights Saloon

	2.0 SKYACTIV-G Petrol 145ps Manual	2.0 SKYACTIV-G Petrol 145ps Automatic	2.0 SKYACTIV-G Petrol 165ps Manual	2.5 SKYACTIV-G Petrol 194ps Automatic	2.2 SKYACTIV-D Diesel 150ps Manual	2.2 SKYACTIV-D Diesel 150ps Automatic	2.2 SKYACTIV-D Diesel 184ps Manual	2.2 SKYACTIV-D Diesel 184ps Automatic	
Overall length / width* / height (mm)	4,870 / 1,840 / 1,450								
Ground clearance (mm) between the axles - unladen	165	165	165	165	165	165	165	165	
Front track / rear track (mm) ²⁾	1,585 (1,595) / 1,575 (1,585)								
Wheelbase (mm)	2,830	2,830	2,830	2,830	2,830	2,830	2,830	2,830	
Front headroom / legroom / shoulder room (mm) ³⁾	975 (950) / 1,073 / 1,420								
Rear headroom / legroom / shoulder room (mm)	942 / 984 / 1,400								
Cargo volume, acc. to VDA (l) ⁴⁾ 5-seat mode (to belt line)	480	480	480	480	480	480	480	480	
Kerb weight (kg) incl. driver (75 kg)	1,530	1,562	1,552	1,607	1,674	1,689	1,688	1,703	
Permitted gross vehicle weight (kg):	Total	2,005	2,046	2,015	2,095	2,155	2,172	2,182	2,200
	Front / rear	1,011 / 994	1,048 / 998	1,021 / 994	1,094 / 1,001	1,129 / 1,026	1,156 / 1,016	1,141 / 1,041	1,158 / 1,042
Permitted axle load (kg):	Front / rear	1,046 / 1,059	1,083 / 1,063	1,056 / 1,059	1,129 / 1,066	1,164 / 1,091	1,191 / 1,081	1,176 / 1,106	1,193 / 1,107
	Towing limit (kg) ⁵⁾ : Braked	1,500	1,500	1,500	1,500	1,600	1,600	1,600	1,600

Dimensions and Weights Tourer

	2.0 SKYACTIV-G Petrol 145ps Manual	2.0 SKYACTIV-G Petrol 145ps Automatic	2.0 SKYACTIV-G Petrol 165ps Manual	2.0 SKYACTIV-G Petrol 194ps Automatic	2.2 SKYACTIV-D Diesel 150ps Manual	2.2 SKYACTIV-D Diesel 150ps Automatic	2.2 SKYACTIV-D Diesel 184ps Manual	2.2 SKYACTIV-D Diesel 184ps Automatic	
Overall length / width* / height (mm)	4,805 / 1,840 / 1,475 ¹⁾								
Ground clearance (mm) between the axles - unladen	165	-	165	165	165	165	165	165	
Front track / rear track (mm) ²⁾	1,585 (1,595) / 1,585 (1,595)								
Wheelbase (mm)	2,750	-	2,750	2,750	2,750	2,750	2,750	2,750	
Front headroom / legroom / shoulder room (mm) ³⁾	975 (948) / 1,073 / 1,420								
Rear headroom / legroom / shoulder room (mm) ³⁾	971 (970) / 955 / 1,398								
Cargo volume, acc. to VDA (l) ⁴⁾	5-seat mode (to tonneau cover)	522	-	522	522	522	522	522	
	2-seat mode	1,664	-	1,664	1,664	1,664	1,664	1,664	
Kerb weight (kg) incl. driver (75 kg)	1,541	-	1,564	1,610	1,692	1,701	1,706	1,714	
Permitted gross vehicle weight (kg):	Total	2,042	-	2,051	2,113	2,189	2,218	2,217	2,237
	Front / rear	998 / 1,044	-	1,009 / 1,042	1,070 / 1,043	1,117 / 1,072	1,147 / 1,071	1,129 / 1,088	1,155 / 1,082
Permitted axle load (kg):	Front / rear	1,020 / 1,122	-	1,031 / 1,120	1,092 / 1,121	1,139 / 1,151	1,169 / 1,150	1,151 / 1,165	1,177 / 1,159
Towing limit (kg) ⁵⁾ : Braked	1,500	-	1,500	1,500	1,600	1,600	1,600	1,600	
Maximum roof load (kg)	100	-	100	100	100	100	100	100	

*Vehicle width excludes wing mirrors.

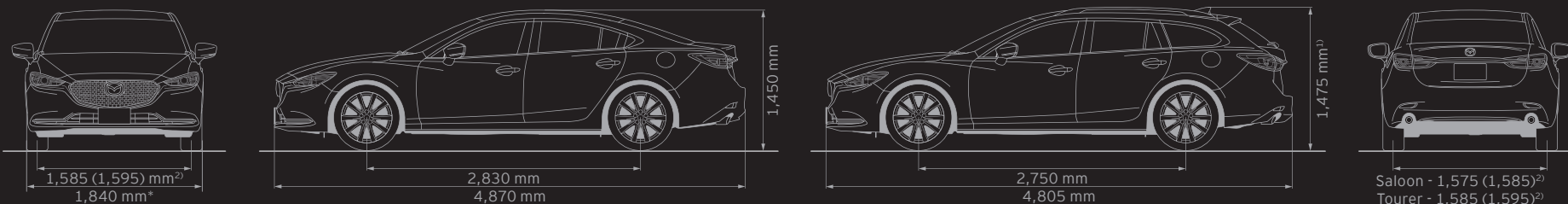
¹⁾ Overall height with roof rails is 1,480 mm.

²⁾ Figures in brackets are for Sport Nav+ & GT Sport Nav+ models with 19" wheels.

³⁾ Figures in brackets are for models with Sunroof.

⁴⁾ Cargo volume figures include under-floor storage.

⁵⁾ Towing capacity is based on a 12% gradient and tested in accordance with 92/21/EEC as amended by 95/48/EC.



SPECIFICATIONS

Safety and Security		SE-L Nav+	SE-L LUX Nav+	Sport Nav+	GT Sport Nav+
Active Bonnet:	Bonnet raises at the rear when a collision with a pedestrian is detected, creating a space between itself and the engine.	●	●	●	●
Adjustable Speed Limiter:	Vehicle speed can be limited to between 20-125 mph, and speed cannot be exceeded without deactivating limiter	●	●	●	●
Advanced Smart City Brake Support (SCBS)		●	●	●	●
Airbags:	Dual front airbags	●	●	●	●
	Front side airbags	●	●	●	●
	Front and rear curtain airbags	●	●	●	●
	Front passenger airbag cut-off switch	●	●	●	●
Anti-lock Braking System (ABS)		●	●	●	●
Blind Spot Monitoring with Rear Cross Traffic Alert		●	●	●	●
Driver Attention Alert (DAA)		-	-	□	●
Dynamic Stability Control (DSC)		●	●	●	●
Electronic Brake-force Distribution (EBD)		●	●	●	●
Emergency Stop Signalling system (ESS)		●	●	●	●
Emergency Brake Assist (EBA)		●	●	●	●
Hill Hold Assist (HHA)		●	●	●	●
Intelligent Speed Assist (ISA)		●	●	●	●
ISOFIX child seat anchorage; attached to outer rear seats		●	●	●	●
Lane-keep Assist System (LAS)		●	●	●	●
Rear Smart City Brake Support (RSCBS)		-	-	□	●
Seatbelt reminder audible warning:	Driver, passenger and rear seats	●	●	●	●
Seatbelts:	Front, 3-point (ELR) x 2 with pre-tensioners, load-limiters and height adjustable	●	●	●	●
	Rear, 3-point (ELR)	●	●	●	●
SKYACTIV-BODY engineered 'triple H' body structure to help protect occupants from impact forces		●	●	●	●
Thatcham Category 1 alarm and immobiliser		●	●	●	●
Traction Control System (TCS)		●	●	●	●
Tyre Pressure Monitoring System (TPMS)		●	●	●	●

● = Standard; - = Not available; □ = Part of an optional Safety Pack for Sport Nav+ models. Available at additional cost.

Additional Safety and Security Options

Baby and child seats:	Baby Safe Plus (up to 13 kg)	Please contact your dealer for further information and availability.
	ISOFIX Duo Plus (9-18 kg)	
	Kid Plus (15-36 kg)	

Exterior		SE-L Nav+	SE-L LUX Nav+	Sport Nav+	GT Sport Nav+
Bumpers:	Front body coloured with black lower mouldings	●	●	–	–
	Front body coloured with bright lower mouldings	–	–	●	●
	Rear body coloured	●	●	●	–
	Rear black lower moulding ¹⁾	●	●	●	–
	Rear gloss black lower moulding ¹⁾	–	–	–	●
Door mirrors:	Electrically-adjustable, heated, auto power-folding door mirrors with integrated indicator lights				
Dual chrome exhaust system:	●				
Emergency tyre repair kit:	●				
Grille:	Gloss black finish	●	●	●	–
	Gunmetal finish	–	–	–	●
Headlights:	LED Headlights with auto headlight levelling	●	●	●	●
	High Beam Control	●	●	●	–
	Dusk-sensing headlights	●	●	●	●
	Coming home / leaving home lights	●	●	●	●
	Adaptive Front lighting System (AFS)	–	–	●	–
	Adaptive LED Headlights	–	–	□	●
	Daytime running lights	●	●	–	–
Signature LED daytime running lights	–	–	●	●	
Parking sensors:	Acoustic and visual notification indicating the distance to obstacles for the front and rear through 8" colour display				
Parking aids:	Reversing camera	–	●	●	–
	360° View Monitor (front, rear and side cameras)	–	–	□	●
Privacy glass:	Rear side windows				
Rear roof spoiler:	Body-coloured ²⁾				
Roof rails ²⁾ :	●				
Shark fin antenna ²⁾ :	●				
Sunroof:	Power tilt and slide				
Tyres and wheels:	225 / 55 R17 with 17" Gunmetal alloy wheels	●	●	–	–
	225 / 45 R19 with 19" Bright alloy wheels	–	–	●	●
Tail lights:	LED rear combination lights with LED rear turn lights	●	●	–	–
	Rear fog light	●	●	●	●
	Signature LED rear combination lights with LED rear turn lights	–	–	●	●
Wipers:	Front, rain-sensing wipers	●	●	●	●
	Rear, adjustable speed with intermittent wipe ²⁾	●	●	●	●
	Front wiper de-icer - hot wires located along the drivers side A-pillar and the wiper finishing positions	–	–	●	●

● = Standard equipment; – = Not available; □ = Part of an optional Safety Pack for Sport Nav+ models. Available at additional cost.

¹⁾ Saloon models only; ²⁾ Tourer models only.

Additional Exterior Options

Tyres and wheels:	17" Alloy wheels	Please contact your dealer for further information and availability.
	19" Alloy wheels	
Spoiler:	Front and rear	
Mudflaps:	Front	
Thule roof carrier system:	Attachment for skis/snowboards	
	Roof rack	
	Roof box, Pacific 200	
	Roof box, Pacific 780	
Tow bar:	Roof box, Ranger 90	
	Detachable	
	Attachment for bicycles	
	Rear fog light kit for bicycle carrier	
	Tow bar harness (available for 7-pin and 13-pin)	

S P E C I F I C A T I O N S

Comfort and Convenience		SE-L Nav+	SE-L LUX Nav+	Sport Nav+	GT Sport Nav+
Adaptive Cruise Control:	Mazda Radar Cruise Control (MRCC)	●	●	●	●
	Mazda Radar Cruise Control (MRCC) featuring Stop & Go function (Automatic Transmission only)	●	–	●	●
Dual-zone climate controlled air-conditioning:	Front and rear vents	●	●	●	●
Electric windows:	Front and rear, with one-touch auto down / up	●	●	●	●
Engine start / stop button		●	●	●	●
Front and rear courtesy lamps:	When the doors are opened, the white lamps illuminate the area around the feet, while the red lamps inform approaching vehicles that somebody is about to enter or exit the vehicle	●	●	●	●
Interior lighting:	Incandescent lighting	●	●	●	–
	LED lighting	–	–	–	●
Power steering:	Electric	●	●	●	●
Remote central locking with deadlocking and automatic door lock when driving		●	●	●	●
Smart keyless entry:	Allows opening and locking of the vehicle without removing the key from your pocket or bag. Smart Key linked to driver's seat memory and Active Driving Display positioning	–	–	●	●
Sun visors:	Driver's and front passenger's with covered vanity mirror and driver's ticket holder	●	●	●	●

● = Standard equipment, – = Not available.

Additional Comfort and Convenience Options

Front and rear floor mats:	Carpet floor mats, 'Standard', black	Please contact your dealer for further information and availability.			
	Carpet floor mats, 'Luxury', black				
Sunblind:	Rear side of door windows, with black semi-transparent mesh				
Baby care mirror					
Garmet hanger					

Infotainment

Integrated Bluetooth®:	Allows hands-free calling and easy access to phone contacts via touch-screen or Multimedia Commander	●	●	●	●
	Audio transfer from Bluetooth® devices ¹⁾	●	●	●	●
	Aha™ app and Stitcher™ app integration for internet radio, Facebook and Twitter functionality ²⁾	●	●	●	●
Mazda Multimedia System:	AM / FM / DAB radio, single CD / MP3 with 6 speakers	●	●	–	–
	AM / FM / DAB radio, single CD and premium Bose® Centerpoint® surround-sound system featuring AudioPilot® 2 noise compensation technology (includes eleven speakers for approximately 231 watts of amplification and 8 channels of customised equalisation)	–	–	●	●
	8" Colour touch-screen display	●	●	●	●
	Steering wheel-mounted audio and Bluetooth® controls	●	●	●	●
	Auxiliary (AUX) and 2 USB inputs	●	●	●	●
Mazda Navigation System:	European mapping with alternative route calculations, point of interest search and 3-years free European map updates	●	●	●	●
	Premium Connected Services including live traffic and weather information, fuel prices and local search ³⁾	□	□	□	□
Multimedia Commander:	Located between the driver and front passenger, the Multimedia Commander allows easy control of the advanced connectivity and infotainment system, with information displayed on the 8" colour touch-screen, includes a separate volume control dial	●	●	●	●

● = Standard equipment, – = Not available; □ = Option available at additional cost.

¹⁾ Please refer to www.mazdahandsfree.co.uk for the latest information regarding compatibility and functionality of mobile devices.

²⁾ Requires a compatible mobile device. Aha™ / Stitcher™ apps need to be downloaded to mobile device and app registration completed before connection. Please visit mazda.co.uk/mzd-connect. Data usage and costs will vary, please contact your network provider for more information.

³⁾ Connected Services are a subscription service. A 60-day free trial is included with your navigation system and commences the first time you connect your car to a Wi-Fi hotspot. After the free trial has finished you must purchase a subscription to continue using Connected Services. Please contact your dealer or visit www.mazda.co.uk/mzd-connect/navigation for further information.

Interior Features		SE-L Nav+	SE-L LUX Nav+	Sport Nav+	GT Sport Nav+
Colour Active Driving Display	Windscreen-projected (colour head-up display) featuring Traffic Sign Recognition, vehicle speed including warnings, turn-by-turn navigation and Mazda Radar Cruise Control information.	●	●	●	●
Electrical power outlet:		●	●	●	●
Gear knob:	Leather-wrapped	●	●	●	●
Grab handles:	Front passenger and two rear, with coat hooks	●	●	●	●
Electronic Parking Brake:	With auto-disengage and auto-hold function	●	●	●	●
Instrument panel and door trim	Ultrasuede® NU and Real Japanese Sen Wood inlay	-	-	-	●
Interior Mirror:	Auto-dimming rear-view mirror	●	●	●	-
	Frameless auto-dimming rear-view mirror	-	-	-	●
Luggage compartment:	Light	●	●	●	●
	Power outlet ¹⁾	●	●	●	●
	Karakuri tonneau cover ¹⁾	●	●	●	●
Meter set display:	Trip computer	●	●	●	●
	Colour TFT display with Traffic Sign Recognition	●	●	●	-
	Colour 7-inch TFT display (provides speed, Traffic Sign Recognition and Mazda Radar Cruise Control information)	-	-	-	●
Roof Lining (Ceiling and Pillars):	Light	●	●	●	-
	Black	-	-	-	●
Scuff plates:		●	●	●	●
Seats (front):	Driver seat manual slide, recline, height and lumbar adjustment	●	-	-	-
	Front passenger seat manual slide, recline and height adjustment	●	-	-	-
	Driver seat power slide, recline, height and lumbar adjustment with memory	-	●	●	●
	Front passenger seat power slide, recline and height adjustment	-	●	●	●
	Premium black cloth trim	●	-	-	-
	Black leather seats, front heated with 3-stage setting	-	●	●	-
	Stone leather seats, front heated with 3-stage setting	-	-	□ ²⁾	-
	Nappa leather seats, front heated with 3-stage setting	-	-	-	●
	Light Stone Nappa leather seats, front heated with 3-stage setting	-	-	-	□
	Front seat ventilation, driver and front passenger	-	-	-	●
Seats (rear):	Three height-adjustable head restraints	●	●	●	●
	60:40 split fold down rear seats	●	●	●	●
	Folding centre armrest equipped with 2 x USB charging inputs and 2 x cupholders	●	●	●	●
	Heated outer rear seats with 3-stage setting	-	-	-	●
Steering wheel:	Leather-wrapped	●	●	●	●
	Tilt and height adjustment	●	●	●	●
	Heated	-	●	●	●
	Paddle shift for automatic transmission	-	-	●	●
Storage spaces:	Door pockets (driver, front passenger)	●	●	●	●
	Front centre console with two cupholders and storage box	●	●	●	●
	Glovebox with interior illumination	●	●	●	●
	Seatback pocket (front driver & passenger)	●	●	●	●
	Roof mounted sunglasses holder	●	●	●	●

● = Standard equipment, - = Not available; □ = Option available at additional cost.

¹⁾ Tourer models only; ²⁾ Available as an option in combination with Safety Pack.

Additional Interior Options		SE-L Nav+	SE-L LUX Nav+	Sport Nav+	GT Sport Nav+
Scuff plates:	Front and rear stainless steel with illuminated red Mazda6 logo on the front scuff plates				
Welcome Illumination:	For front footwell (driver and passenger side)				
Audio systems:	AUX jack audio cable for MP3 compatibility/USB for iPod®/iPhone®/iPad®				
Cigar lighter					
Ashtray					
Cup holder organiser					
Luggage compartment:	Boot light (Saloon)				
	Boot light (Tourer)				
	Boot mat with rear bumper protection				
	Boot net				
	Boot storage				
	Boot storage system				
First aid kit					
Cool and warm box					

Please contact your dealer for further information and availability.



Model shown is Mazda6 Tourer 194ps GT Sport Nav+ Auto with optional Machine Grey Metallic paint, available at additional cost



Model shown is Mazda6 Saloon 184ps GT Sport Nav+ Diesel with optional Soul Red Crystal Metallic paint, available at additional cost

OUR COMMITMENT TO YOU AND YOUR MAZDA

MY MAZDA APP

Designed exclusively for Mazda owners, it lets you access important vehicle information, as well as being able to locate your nearest Mazda dealer and track your vehicle service history.

SERVICE AND WARRANTIES

Just like the cars themselves, the services we offer are designed to provide you with a first-class ownership experience. Every new vehicle is covered by a 3-year warranty for up to 60,000 miles, including a 3-year paintwork warranty, and a 12-year perforation warranty. We also offer Extended Warranties to extend the cover for your Mazda. Mazda Roadside Assistance offers cover in the event you require breakdown assistance, your vehicle is stolen or is involved in an accident.

The maximum service interval for your Mazda is 12,500 miles or 12 months whichever occurs first, however, the servicing intervals may reduce based on the style of driving and the conditions under which your vehicle is operated.

FREE MAZDA ACCIDENT AFTERCARE

Mazda Accident Aftercare is designed to assist you following a road traffic accident. Call Mazda First after an accident and they will liaise directly with your insurer to process the claim and ensure that your vehicle is repaired at a Mazda approved bodyshop using only genuine Mazda parts, additional benefits include providing you with a free courtesy car and maintaining your Mazda warranties.

OUR COMMITMENT TO YOU AND YOUR MAZDA

Mazda makes cars that excite, look beautiful, are fun to drive and make you want to drive them again and again. We are passionate about delivering complete motoring confidence and a first-rate ownership experience.

FINANCE

As well as vehicle warranty and service plans, we offer finance packages to help ensure a rewarding ownership experience. Mazda Financial Services provides a variety of finance products to suit the needs of both private and business customers.

WHAT YOU CAN EXPECT FROM MAZDA FINANCIAL SERVICES:

- Assistance in renewing your car. We'll help you choose the right finance package to enable you to renew your Mazda as often as you would like.
- Fixed Interest Rates. The interest rate on your loan is fixed for the duration of the agreement
- Flexible terms tailored to your motoring needs. As specialists in Mazda vehicles, we aim to tailor a finance package to both your budget and your motoring/ownership needs.

Please ask your sale executive for a tailor-made finance quote for your new car.

MAZDA FINANCIAL SERVICES FINANCE PLANS:

MAZDA CONDITIONAL SALE:

The traditional way of buying your car. Mazda Conditional Sale is a simple way of financing that provides you with certainty due to a fixed interest rate and fixed monthly repayments throughout the agreement. Your initial deposit and repayment period can be structured to help meet your budget and the length of time you expect to keep the car. You can trade in your existing vehicle and put this towards the initial deposit, or if you wish, just put down a cash deposit. At the end of your contract, when all repayments have been made, the car is yours.



MAZDA PERSONAL CONTRACT PURCHASE:

The finance plan that helps you change your Mazda at more regular intervals. Personal Contract Purchase is similar to a Conditional Sale agreement but with additional flexibility since part of the vehicle cost is deferred until the end of the agreement which may give you the benefit of lower monthly repayments. The deferred amount is known as the Guaranteed Future Value or Optional Final Payment.

At the end of your contract, when all repayments have been made, you then have three options:

- Renew: Choose another Mazda. Use any excess value above the Optional Final Payment towards a deposit for another Mazda. You can trade in your car at any time or sell it privately having settled your account
- Retain: Keep the car. Simply pay the Optional Final Payment, and the car is yours
- Return your car: There's nothing more to pay if the car's in good condition and within the agreed mileage

MAZDA CONTRACT HIRE

Mazda Financial Services Contract Hire offers low running costs with market driven residuals, resulting in extremely competitive costs for businesses and individuals. To find out more about the benefits of Mazda Financial Services Contract Hire, please speak to your Mazda dealer or visit www.mazda.co.uk.

For further information, please visit

<http://www.mazda.co.uk/buying-owning/buying/personal-finance/>

Finance subject to status. Terms and conditions apply. 18s and over. Guarantee may be required. Mazda Financial Services RH1 1SR.

CUSTOMER EXPERIENCE

Start your journey with Mazda using the Configurator on the Mazda website. It lets you customise a digital vehicle, letting you choose from a selection of engines, trims, exterior colours and accessories. Discover the benefits of becoming part of the community that defies convention with My Mazda - the online home for all Mazda owners. The service lets you view and update your personal information using the Mazda Digital Service Record (DSR), which provides security against counterfeit service documents and guarantees a secure, accurate and permanent service history for the life of the vehicle. You can also explore Facebook, Twitter and YouTube for even more Mazda related material. Whatever journey you take with Mazda, we'll make sure it's a unique and gratifying experience.

SKYACTIV TECHNOLOGY - HELPING YOU STAY EFFICIENT

Although we develop exciting cars that are fun to drive, we are equally committed to the environment and to the creation of a sustainable future for all. Our ongoing sustainability programmes are dedicated to the development of clean technologies. Our SKYACTIV Technology range includes engines, transmissions, chassis and body designs, which deliver fuel-efficient driving. Our engines deliver the perfect combination of performance and improved driving economy by being lighter and more fuel efficient than many of our competitors.

Looking for more information?

Learn more about our dedication to deliver a unique customer experience online at:



www.mazda.co.uk



facebook.com/mazdauk



twitter.com/mazda_uk



youtube.com/mazdauk

Mazda Motors UK reserves the right to introduce changes in specification and equipment due to its ongoing product development. Colour and trim samples shown in this brochure may vary from the actual colours because of the limitations of the printing process. Models shown may not be to UK specification. It is recommended that you consult your Mazda dealer when referring to these.

Facebook, Twitter, iPod®, Stitcher™, aha™, Bose®, Twiddler®, Centerpoint®, Nd®, Surround-Stage® and AudioPilot® are registered trademarks in the U.S. and other countries. Used with permission.

The Bluetooth® word mark and logos are owned by the Bluetooth SIG, Inc. and any use of such marks by Mazda Motor Company is under licence. Other trademarks and trade names are those of their respective owners.

August 2018
Part Number: 810079274

Internet: www.mazda.co.uk
Mazda Helpline: 03457 48 48 48
UK-EN / C6A

